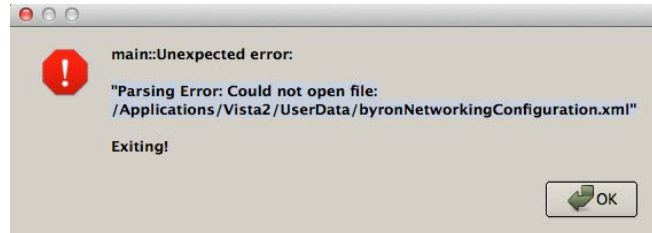


Date: May 2012

MAC OSX Installation Problem

If the installation folder does not have the correct read and write permissions set, users will get the following error when running the application:-



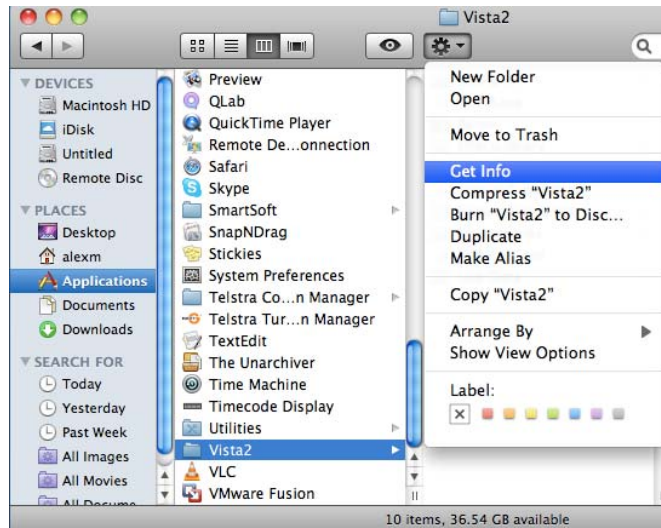
Parts Required

None

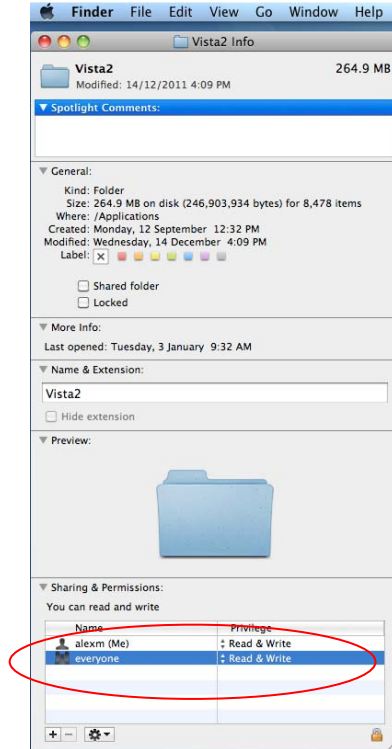
Procedure


To fix this problem:

1. Using "Finder" navigate to the Vista 2 folder.
2. Select the folder and press "Get Info"



3. The folder will be illustrated as below:-



4. Highlight the user and change Privilege to "Read and Write".
5. Click on the  icon and then apply to all enclosed items by saying "Yes".
6. Once this has been completed run the application again.
7. Some users find that the application may not run at this stage but it is then resolved by running the whole installation process again.